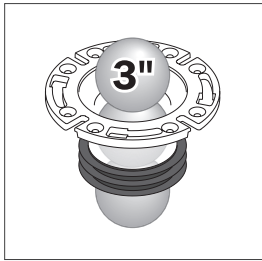



Push Tite™

Gasketed Closet Flange

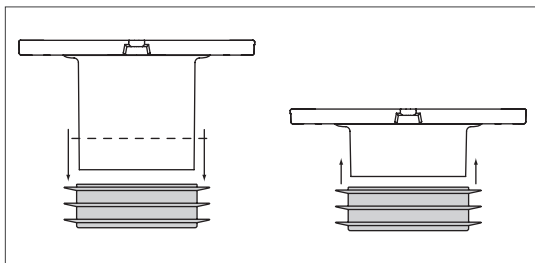
- Gasket seals inside DWV pipe
- Easy installation – simply push in and fasten to floor, perfect for replacement or new installations
- Push Tite™ flanges have larger outlets than other gasketed closet flanges and smooth inner walls with no obstructions or ledges to cause clogs
- Swivel ring is stainless steel for durability



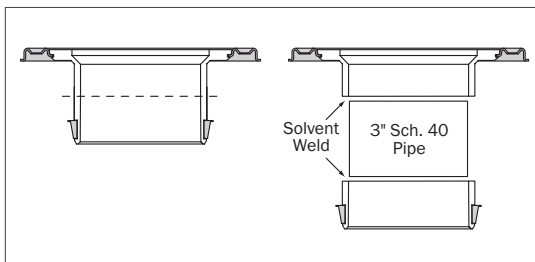
The 886/887 Push Tite models are the only gasketed closet flanges that will allow a 3" ball to pass freely – no obstructions.



Pushes into any DWV pipe. Lubricate gasket before installation if necessary.



To shorten 886 Push Tite... remove gasket, cut tail piece to length & replace gasket.



To extend the 887 Push Tite, cut in half across the outlet, glue in 3" Sch. 40 pipe.



886-GP



887-GPM



888-GPM

SUPPLY

DRAINAGE

SUPPORT

APPENDIX

White ABS Item No	Black ABS Item No	Connection	Pkg	Min Qty	Case Qty
INSIDE 3" DWV PIPE					
888-GPM	888-GAM	3" inside fit gasket with SS swivel ring, 4"-long tailpiece	C*	6	6
INSIDE 4" DWV PIPE					
887-GPM	887-GAM	4" inside fit gasket with SS swivel ring, flush to floor	C*	6	6
886-GP	886-GA	4" inside fit gasket with plastic ring, 4"-long tailpiece	C*	5	5
887-GPTMK		Push-Tite Installation Kit: includes 886-GP, wax ring, closet bolts, and shims	C*	6	6